




Get Your ctcLink ID (EMPLID) with Tools - View ID

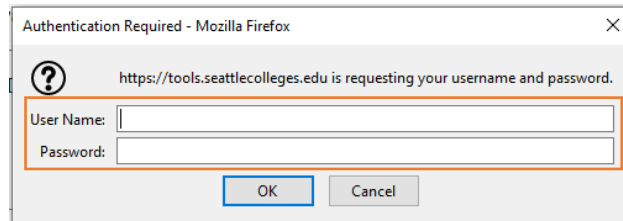
If you have completed your first time ctcLink account activation and forget your ctcLink ID (EMPLID) you can view it at the MySeattleColleges Login Tools page. You will need your “MySeattleColleges” Username and Password to access the Tool’s View ID function.

How to Get Your ctcLink ID

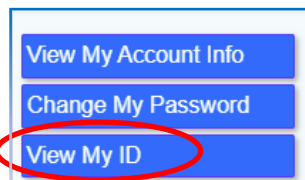
1. Go to the **MySeattleColleges Login Tools** page @ <https://tools.seattlecolleges.edu/home>
2. Select the **Manage Account Settings** button



3. Enter your MySeattleColleges Login credentials:
Username and Password (if prompted)
Typically, username will be first.last.



4. Select the View My ID button.

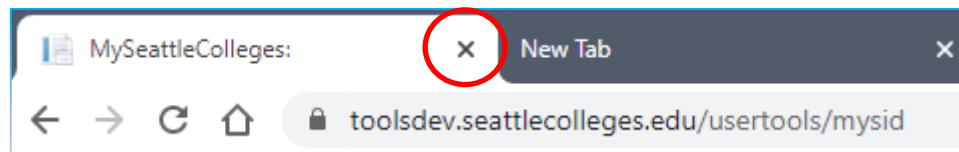


5. Your EMPLID (ctcLink ID) displays on the right. You may have to expand the window or scroll down to see the ID number information.



SID is the old ID – being replaced by ctcLink ID (EMPLID). New students & staff will not have one.

6. To protect your information be sure to close the Tools window. Also, closing the browser for security, recommended on shared devices.



For assistance, please contact the IT Help Desk:

<https://itservices.seattlecolleges.edu/contact-it-help-desk>

