






Ku Dejinta Kumbuyuutarka Chromebook

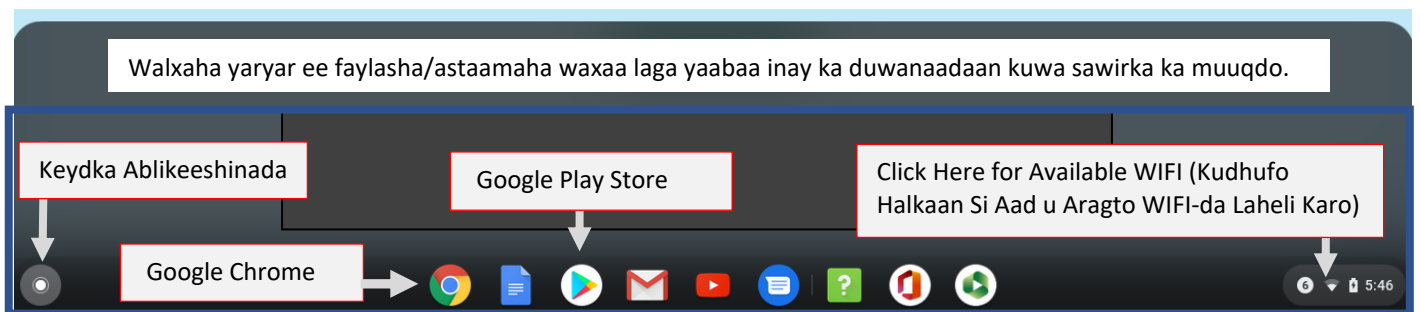
Kumbuyuutarada Chromebook waxa ay isticmaalaan ablikeeshinada Google iyo baroosarka webseedka Google Chrome (), marka waxaad ubaahnaan doontaa ciwaanka Gmail-ka Google si aad ugu isticmaasho kumbuyuutarkaada Chromebook.

Haddii aadan lahayn ciwaan Gmail ah, mid ka sameyso halkaan mail.google.com.

Marka xigta, raac tallaabooyinka:

1. Waxaad shidaa/daartaa kumbuyuutarka Chromebook oo kuleh batoonka laga shido qeybta midigta shishe ee batoonada kiiboodhkaaga: 
2. Ku xariiri khadka intarneedka ee Wifi-da. Haddii kumbuyuutarkaada Chromebook uu kuu soo qoro **Network not available (Khadka lama heli karo)**, waxaad kudhufataa/gujisaa batoonka u eg sawirka kuu muuqdo  oo kuyaalo qeybta midigta hoose ee shaashada kumbuyuutarka si aad usoo hesho uguna xariiriso khadka interneedka.
3. Geli ciwaankaada kumbuyuutarka Chromebook-ga Geli ciwaankaada Gmail-ka oo dhammeystiran iyo lambar sireedka/baasuweerka kadibna kudhufo/guji **Next (Ku xiga)**. Waxa aad arki doontaa farriinta: **Managed by seattlecentral.edu (Waxaa maamula Seattlecentral.edu.)**
4. Sameyso ciwaankaada kumbuyuutarka Chromebook. Kudhufo/guji **Accept and continue (Aqbal oo sii soco)**.
5. Aqbal ablikeeshinada iyo adeegyada Google Play. Kudhufo **More (wax badan)** kadibna kudhufo **Accept (Aqbal)**.
6. Waxaad sidoo kale dooran kartaa inaad isticmaasho Google Assistant (Caawiyaha Google). Marka aad aragto **Google Assistant works here too (Caawiyaha Google ayaa sidoo kale ka shaqeeya halkaan)**, waxaad doorataa **No thanks (Maya mahadsanid)** ama **I agree (Waan oggolaanayaa)**. Haddii aad oggolaaneyso:
 - Waxaad dhahdaa “Hey Google (Waryaa Google)” si aad u billoowdo Caawiyaha Google. Kadib akhri macluumaadka kuu soobaxo kadibna kudhufo **I Agree (Waan oggolaanayaa)** ama **No thanks (Maya mahadsanid)**.
 - Waxaad bartaa Caawiyaha Google inuu aqoonsado codkaada adiga oo raacaayo tallaabooyinka soo socdo. Waxaad sidoo kale kudhufan kartaa **Skip (kagudub)** oona ku joojin kartaa halkaas.
7. Kudhufo **Get started (Hawsha bilow)**. Waxaad hadda diyaar utahay inaad isticmaasho kumbuyuutarkaada Chromebook.

Waxa Kujira Shaashada Kumbuyuutarka Chromebook



- Keydka Ablikeeshinada wuxuu ku tusayaa ablikeeshinada kuugu jiro kumbuyuutarkaada Chromebook.
- Waxaad gashaa Google Play Store si aad ula soo degto ablikeeshino badan.
- Waxaad isticmaashaa Google Chrome si aad interneedka ugasho.

